

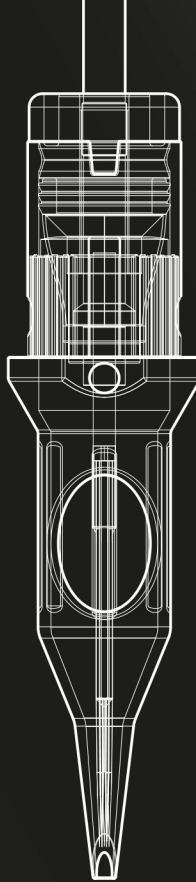
IMPORTANT ADDITIONAL INFORMATION

1. The fewer needles and the thinner the needle, the more delicate the line.
2. The larger the diameter of a single needle, the larger the pixel (dot/mark) it leaves in the skin.
3. The larger the Magnum in relation to the design being executed, the more uniform the surface or smoother the tonal transition will be. It's like painting—if you use a small brush on a large canvas, the gradient won't be as smooth.
4. The larger the area to be filled or shaded, the larger the Magnum needed. The rule is always to use the largest Magnum possible. This saves time, reduces skin trauma, and improves healing.

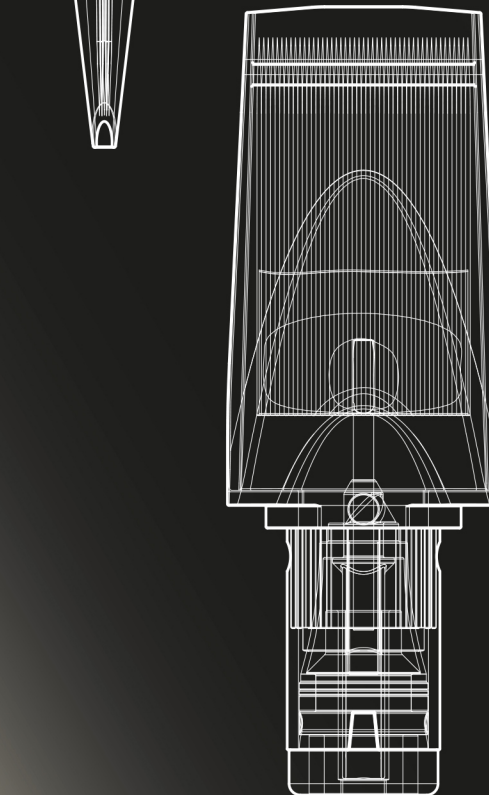
WHAT TAPER MEANS?

A taper refers to the degree and method of needle sharpening. Kwadron offers two main types of tapers in its needles, allowing artists to choose the perfect cartridge for their technique, type of work, or the client's skin characteristics. Each Kwadron needle is triple-sharpened to achieve maximum sharpness without burrs in the material—this benefits skin healing after the tattooing process and speeds up recovery.

LT Long Taper - The needle is sharpened to a length of approximately 7 mm, resulting in a very slender tip that leaves a precise, sharp point.



MT Medium Taper - A shorter taper leaves a larger but slightly softer mark. Medium Taper needles are used to create thicker, wider, more old-school-style lines, allowing greater contact between the needle and the skin to deposit more ink beneath the surface.




HOW THE NEEDLE THICKNESS AFFECTS THE TATTOOING

In general, the thinner the individual needle, the smaller the mark it leaves. Kwadron uses 3 needle thicknesses in its cartridges:

- 0.25** - fine detail and marks, but with increased ink flow
- 0.30** - universal needle thickness, most commonly chosen, the golden middle ground between efficient ink flow and mark size
- 0.35** - thicker outlines and marks but with reduced ink flow


TEXTURED NEEDLE SURFACE

A type of needle surface finish that improves ink delivery into the skin. The surface appears as if it has been sandblasted—its irregularity increases the total surface area of the needle tip, leading to greater ink absorption and enhanced retention within the mentioned "pores."



Different types of cartridges can come in this textured variant, e.g., RLTT. In this case, the letter "T" appears at the end of the cartridge's designation (symbol), following a hyphen (RLTT-T).

Texturing helps in tattoos that require strong, pronounced ink deposition.



KWADRON CARTRIDGE SYSTEM EXPLAINED



CLASSIFICATION OF KWADRON CARTRIDGE SYSTEM PRODUCTS

GENERAL NEEDLE CONFIGURATION	NEEDLE CONFIGURATION TYPE	MAIN CARTRIDGE TYPE (RESULTING FROM VISUAL ASPECTS - DIFFERENCES IN THE APPEARANCE OF HOUSINGS)	VARIATION OF CERTAIN TYPES (RESULTING FROM NEEDLE ARRANGEMENT RELATIVE TO EACH OTHER)	TOP VIEW OF NEEDLE SET (NOT IN THE SAME SCALE)	GENERAL APPLICATION	DETAILED INFORMATION AND NON-STANDARD APPLICATIONS	EXAMPLES OF USE IN PROJECT/STYLE CONTEXT
IN A CRICLE	CONVERGING	ROUND LINER	ROUND LINER		- CLEAR CONTOUR - SHARP LINES	- finishing small tattoo elements, e.g., white highlights - thin lines, e.g., hair - lineart tattoos - precise solid color filling	Mandala, realism, tribal, dotwork, script lettering, Japanese tattoo, traditional and neo-traditional, geometric
			TURBO ROUND LINER recessed central needle		- CLEAR CONTOUR - SHARP LINES	Holds more ink in the tip than a Round Liner - for use in projects involving long lines, fast filling of small areas, and quick outlining.	Mandala, realism, tribal, dotwork, script lettering, Japanese tattoo, traditional and neo-traditional, geometric
			EMPTY ROUND LINER no central needle		- THICK, SATURATED LINES - SMALL FILLING	Holds more ink in the tip than a Round Liner, increased ink flow.	Mandala, realism, tribal, dotwork, script lettering, Japanese tattoo, traditional and neo-traditional, geometric
	PARALLEL TO EACH OTHER	ROUND SHADER	ROUND SHADER		- FILLING AND SHADING OF SMALLER AREAS - BLURRED LINES, SOFT CONTOURS - TONAL TRANSITIONS	Increased spacing between needles due to their parallel arrangement.	Mandala, realism, tribal, dotwork, script lettering, Japanese tattoo, traditional and neo-traditional, geometric
IN ROWS	IN ONE ROW	FLAT	FLAT		- DELICATE BUT PRECISE FILLING ON LARGE AREAS - OUTLINING	- deposits a lot of ink - contours are created through horizontal cartridge movement	Various styles, quite a lot of versatility in terms of creating precise contours as well
	IN TWO ROWS	MAGNUM	MAGNUM		- VARIOUS TYPES OF PRECISE FILLING - STRONG SHADING	Due to the increased width of the needles set - faster work for filling with solid color, strong tonal transitions. Additionally, the possibility of creating a bold outline.	Realism, portraits, projects with large areas for filling, where needles arranged in a circle like RL do not work well (Magnum shortens working time and is less traumatic for the skin - fewer punctures needed)
			SOFT EDGE MAGNUM		- VARIOUS TYPES OF SOFT FILLING - SOFT SHADING - COLOR BLENDING - DELICATE TONAL TRANSITIONS	Needles are not arranged straight next to each other (as in Magnum), but in a curved, staggered pattern - causes gradual pixel fade further from the center of the needle set	Realism, portraits, projects with large areas for filling or shading (reduces working time compared to RS due to the greater width of the needle set)
		MAGNUM SUBLIME	MAGNUM SUBLIME		- VARIOUS TYPES OF PRECISE FILLING - STRONG SHADING	Needles are arranged like in regular Magnum but the plastic body is different - increased stabilization of needles (precision of work), better ink retention in the tip (better pigment application) - improved Magnum	same as Magnum
			SOFT EDGE MAGNUM SUBLIME		- VARIOUS TYPES OF SOFT FILLING - SOFT SHADING - COLOR BLENDING - DELICATE TONAL TRANSITIONS	Needles are arranged like in regular Soft Edge Magnum but the plastic body is different - same as in Magnum Sublime, so it is the best Soft Edge Magnum	same as Soft Edge Magnum
		COMBAT MAGNUM	COMBAT MAGNUM		- FAST AND PRECISE FILLING OF LARGE AREAS - FAST AND STRONG SHADING OF LARGE AREAS	Cartridge has the same application as a regular Magnum, but with an extreme number of needles - available in two sets of 39 and 49 needles, providing a maximum stroke width of 15 mm	same as Magnum but dedicated to very large project elements, designed to shorten session time
			COMBAT SOFT EDGE MAGNUM		- FAST AND DELICATE FILLING OF LARGE AREAS - FAST AND SOFT SHADING OF LARGE AREAS	Cartridge has the same application as a regular Soft Edge Magnum, but with an extreme number of needles - available in two sets of 39 and 49 needles, providing a maximum stroke width of 15 mm	same as Soft Edge Magnum but dedicated to very large project elements, designed to shorten session time